

Cargo Baskets



SWIRE OILFIELD SERVICES SUPPORT THE WORLD'S LARGEST FLEET OF DNV 2.7-1/EN 12079 CARGO CARRYING UNITS FOR THE OFFSHORE ENERGY MARKET. AN EXTENSIVE RANGE OF SIZES FROM 2M TO 21M IN LENGTH ARE AVAILABLE. EVERY UNIT HAS A FULL COMPLIMENT OF LOAD SECURING POINTS AND CAN BE SUPPLIED WITH AN OPTIONAL NET TO ELIMINATE THE RISK OF THE LIFTING SET SNAGGING ON THE CARGO. CUSTOM DESIGNED AND MANUFACTURED CRADLES CAN BE INSTALLED TO ENHANCE THE SECURITY OF HIGH VALUE CARGO. WHEN COMPATIBLE DESIGNS ARE USED THEY CAN BE SAFELY AND SECURELY STACKED TO OPTIMISE SPACE UTILISATION. DUE TO OUR FLEET SIZE THESE BASKETS ARE GENERALLY AVAILABLE EX-STOCK AND ARE PROVIDED ON BOTH SHORT-TERM AND LONG-TERM HIRE.

Key Features

- > Range of sizes for all standard applications
- > Ex-stock availability for urgent requirements
- > Provided with internal swivelled tie down points to ensure secure transportation of goods and cargo
- > The units are stackable, reducing lay down area requirements
- > Optional nets
- > Optional custom cradles

All of our operational, support and design activity is built on ISO 9001:2008.

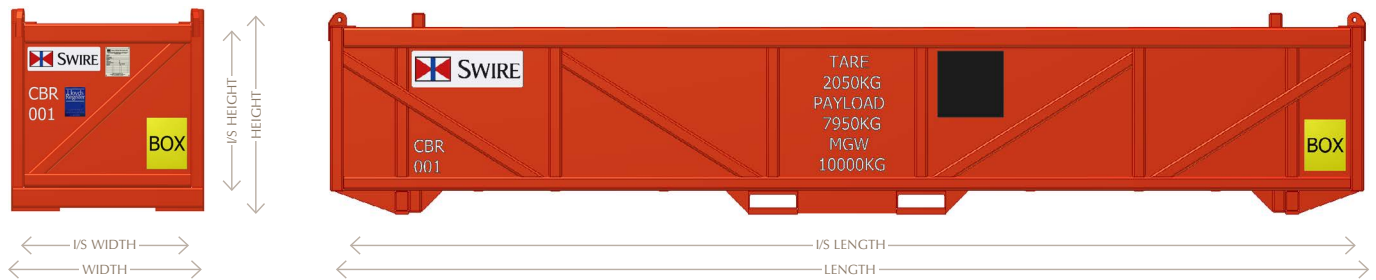
As you would expect, all of the appropriate units come complete with lifting sets, certified to meet DNV 2.7-1/EN 12079

Swire Oilfield Services offers a full range of cargo carrying units. Please see our contact details to obtain further information on containers, baskets, open-top containers, skips, chemical tanks, half heights and modular systems.

Contact the sales team for more information.

Short & Long Cargo Baskets

Short Cargo Basket



Dimensions and Weights

Container Type	CBU	CBR	CBS	CBLA	CBL	CBEA	CBGB	CBRN
DIMENSIONS								
Length (mm)	4,260	6,288	8,288	3,838	3,838	1,830	2,450	6,268
Width (mm)	1,196	1,190	1,190	1,368	1,368	1,390	1,390	1,190
Height (mm)	1,188	1,216	1,216	917	1,517	1,035	985	1,226
1/5 Length (mm)	4,092	6,100	8,100	3,650	3,650	1,660	2,280	6,100
1/5 Width (mm)	1,022	1,022	1,022	1,200	1,200	1,220	1,220	1,022
1/5 Height (mm)	900	900	900	600	1200	700	700	900
WEIGHT								
Tare (kg)	1,450	2,050	2,550	1,180	1,180	750	900	2,000
Payload (kg)	5,000	7,950	7,450	6,320	6,320	1,250	4,100	8,000
MGW (kg)	6,450	10,000	10,000	7,500	7,500	2,000	5,000	10,000

Long Cargo Basket



Dimensions and Weights

Container Type	CBV	CBW	CBQ	CBY	CBYB	CBZ	CBX	CBYD	CBQN	CBYN
DIMENSIONS										
Length (mm)	10,260	13,260	14,260	18,260	18,260	12,260	16,260	21,260	14,260	18,260
Width (mm)	1,190	1,190	1,190	1,190	768	1,190	1,190	1,190	1,190	1,190
Height (mm)	1,237	1,237	1,237	1,237	915	1,237	1,237	1,237	1,216	1,226
1/5 Length (mm)	10,092	13,092	14,092	18,092	18,100	12,092	16,092	21,092	14,092	18,092
1/5 Width (mm)	1,022	1,022	1,022	1,022	600	1,022	1,022	1,022	1,022	1,022
1/5 Height (mm)	900	900	900	900	600	900	900	900	900	900
WEIGHT										
Tare (kg)	3,200	3,980	4,200	5,100	3,667	3,750	4,700	5,970	3,950	4,900
Payload (kg)	11,800	11,020	10,800	9,900	8,833	11,250	10,300	9,030	9,900	9,900
MGW (kg)	15,000	15,000	15,000	15,000	12,500k	15,000	15,000	15,000	13,850	14,800

Bolted Long Cargo & Side Door Baskets

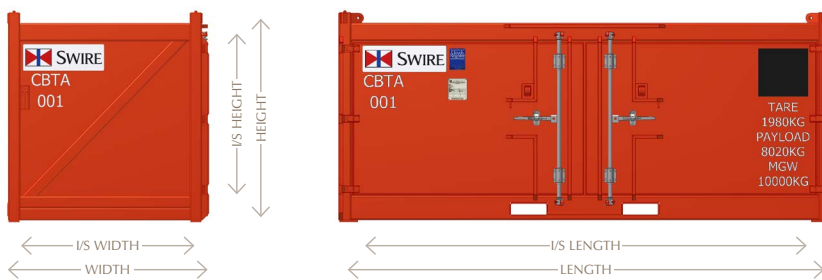
Bolted Long Cargo Basket



Dimensions and Weights

Container Type	CBQE	CBWB	CBWN	CBXB	CBYC	CBYN	CBZD
DIMENSIONS							
Length (mm)	14,260	13,260	13,260	16,260	18,260	18,260	12,260
Width (mm)	1,190	1,190	1,190	1,190	1,190	1,190	1,190
Height (mm)	1,237	1,237	1,216	1,237	1,237	1,226	1,237
I/S Length (mm)	14,092	13,092	13,100	16,092	18,092	18,092	12,092
I/S Width (mm)	1,022	1,022	1,030	1,022	1,022	1,022	1,022
I/S Height (mm)	980	980	900	980	980	900	980
WEIGHT							
Tare (kg)	4,700	4,420	3,845	5,300	5,760	4,900	4,190
Payload (kg)	10,300	10,580	9,900	9,700	9,240	9,900	10,810
MGW (kg)	15,000	15,000	13,745	15,000	15,000	14,800	15,000

Side Door Basket

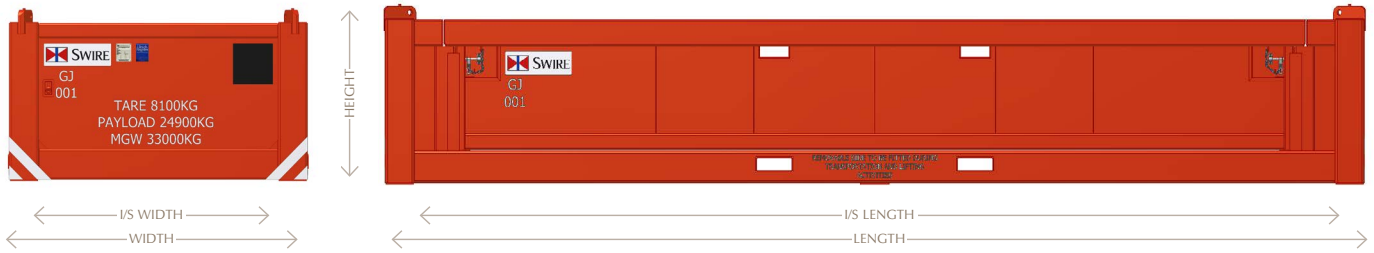


Dimensions and Weights

Container Type	CBAD	CBB	CBT	CBTA	CBTAN	BS0601
DIMENSIONS						
Length (mm)	2,600	2,050	3,660	3,960	3,960	1,889
Width (mm)	2,050	1,500	1,460	1,680	1,675	1,829
Height (mm)	1,610	1,204	1,664	1,759	1,756	1,464
I/S Length (mm)	2,434	1,830	3,492	3,760	3,750	1,622
I/S Width (mm)	1,827	1,340	1,296	1,415	1,411	1,678
I/S Height (mm)	1,200	900	1,300	1,290 / 1,440	1,440	1,079
WEIGHT						
Tare (kg)	1,740	900	1,770	2,050	2,050	1,134
Payload (kg)	3,260	3,100	6,230	7,950	7,950	4,764
MGW (kg)	5,000	4,000	8,000	10,000	10,000	5,898

Heavy Duty Baskets & Miscellaneous

Heavy Duty Baskets



Dimensions and Weights

Container Type	GE	GG	GJ
DIMENSIONS			
Length (mm)	7,300	8,000	10,000
Width (mm)	3,020	3,000	3,020
Height (mm)	935	1,700	1,700
1/2 Length (mm)	7,000	7,700	9,700
1/2 Width (mm)	2,600	2,500	2,500
1/2 Height (mm)	452	1,242	1,242
WEIGHT			
Tare (kg)	5,450	6,850	8,100
Payload (kg)	27,550	26,000	24,900
MGW (kg)	33,000	32,850	33,000

Miscellaneous

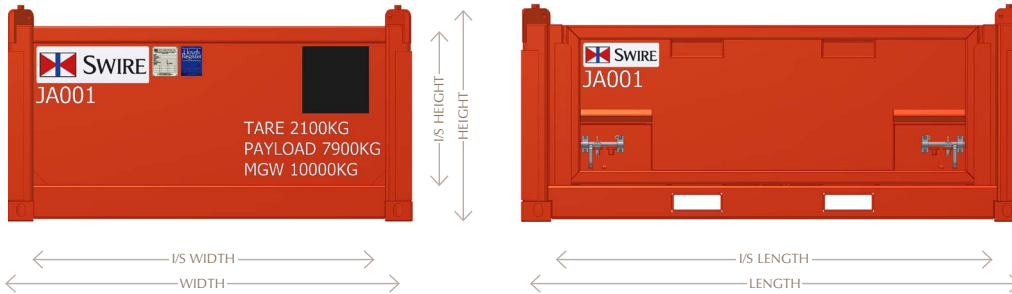
Dimensions and Weights

Container Type	CBC	CBM	CBA	CBD	CBE	CBF	CBDX	CBH
DIMENSIONS								
Length (mm)	2,991	3,817	2,606	3,218	1,990	1,460	2,950	1,160
Width (mm)	2,438	1,995	1,990	1,368	1,368	1,460	1,826	1,160
Height (mm)	902	1,513	1,542	1,513	1,513	1,480	1,500	1,175
1/2 Length (mm)	2,667	3,642	2,440	3,050	1,822	1,294	2,782	994
1/2 Width (mm)	2,114	1,822	1,824	1,200	1,200	1,294	1,558	994
1/2 Height (mm)	597	1,200	1,230	1,200	1,200	1,179	1,200	900
WEIGHT								
Tare (kg)	1,550	2,000	1,420	1,440	1,100	750	1,320	500
Payload (kg)	8,450	6,000	3,580	3,560	3,900	4,250	4,680	1,000
MGW (kg)	10,000	8,000	5,000	5,000	5,000	5,000	6,000	1,500

Container Type	MWDAT	OBC	CS	LFA	LFB	CBGA	DRC	SUTB18
DIMENSIONS								
Length (mm)	13,990	2,828	1,460	8,010	6,010	3,228	1,599	18,240
Width (mm)	670	2,392	1,460	5,000	4,500	1,998	1,403	1,840
Height (mm)	810	1,220	1,480	3,000	3,000	1,513	1,210	1,496
1/2 Length (mm)	13,760	2,610	1,300	7,700	5,700	3,042	1,317	18,000
1/2 Width (mm)	400	2,174	1,300	4,700	4,200	1,822	1,251	1,504
1/2 Height (mm)	400	900	1,195	2,535	2,535	1,200	946	1,161
WEIGHT								
Tare (kg)	2,100	1,700	750	9,350	7,500	1,150	750	7,000
Payload (kg)	5,900	10,000	4,250	30,000	30,000	3,850	1,750	18,000
MGW (kg)	8,000	11,700	5,000	39,350	37,500	5,000	2,500	25,000

Half Heights

Half Heights



Dimensions and Weights

Container Type	HH1001	J	JA	JB	CBK	CBKA	GC	GCC
DIMENSIONS								
Length (mm)	2,991	2,991	2,991	2,991	4,572	4,572	6,058	6,058
Width (mm)	2,438	2,438	2,438	2,438	2,438	2,438	2,438	2,438
Height (mm)	1,291	1,291	1,291	1,291	1,360	1,410	1,387	1,295
I/S Length (mm)	2,764	2,771	2,771	2,771	4,252	4,252	5,738	5,748
I/S Width (mm)	2,226	2,202	2,202	2,214	2,114	2,106	2,098	2,028
I/S Height (mm)	951	951	951	951	1005	1005	945	860
WEIGHT								
Tare (kg)	1,600	2,100	2,100	2,100	2,600	3,100	4,700	4,700
Payload (kg)	10,900	7,900	7,900	7,900	15,000	15,000	15,300	15,300
MGW (kg)	12,500	10,000	10,000	10,000	17,600	18,100	20,000	20,000

Container Type	GCA	GB	GF	GKA	GKB	GKC	GD
DIMENSIONS							
Length (mm)	6,058	6,058	8,000	7,010	7,619	7,315	12,192
Width (mm)	2,438	2,438	2,438	2,438	2,438	2,591	2,438
Height (mm)	1,412	1,578	1,593	1,578	1,578	1,181	1,593
I/S Length (mm)	5,738	5,738	7,680	6,690	7,299	6,990	11,872
I/S Width (mm)	2,106	2,118	2,118	2,118	2,118	2,266	2,339
I/S Height (mm)	945	1,223	1,220	1,223	1,223	813	1,220
WEIGHT							
Tare (kg)	4,600	3,700	5,200	4,580	4,500	3,850	6,760
Payload (kg)	15,400	16,300	14,800	15,420	17,500	17,850	13,240
MGW (kg)	20,000	20,000	20,000	20,000	22,000	21,700	20,000

Long Cargo Basket



Side Door Basket



Short Cargo Basket



Bolted Long Cargo Baskets



Half Heights



Miscellaneous Baskets



Please contact a member of our team to find out more about the availability of this product in your region:

Norway

Tel: +47 51653800
Email: norway@swireos.com

United Kingdom

Tel: +44 1224 872707
Email: uk@swireos.com

USA

Tel: +1 281 210 5598
Email: usa@swireos.com

Brazil

Tel: +55 22 3737-1050
Email: brazil@swireos.com

West Africa

Tel: +234 704 355 0394/5
Tel: +234 808 663 3065
Email: westafrica@swireos.com

Southern Africa

Tel: +244 937 943 824
Tel: +44 787 647 6282
Email: southern.africa@swireos.com

Australasia

Tel: +61 8 6254 4600
Email: australia@swireos.com

Middle East

M: +971 (0)55 710 5155
Email: uae@swireos.com

South East Asia

Tel: +65 6632 1900
Email: singapore@swireos.com



RELIABLY DYNAMIC